

WHEELED EXCAVATOR



Specifications

Operating weight	11,000 - 12,500 kg
Engine power	85 kW (116 PS)
Bucket capacity	149 - 477 l
Dig depth	4.3 - 4.65 m
Reach	8.3 - 8.65 m

Features

- ▶ Short-tail machine
- ▶ Extra-wide blade for dozer applications
- ▶ Field-tested TPA for extreme reach and dig depth
- ▶ Comfort cab with perfect all-round visibility
- ▶ Increased productivity thanks to load sensing hydraulics
- ▶ Knickmatik® allows for working closely alongside walls
- ▶ Wide range of proven working tools

SPECIFICATIONS

ENGINE

Manufacturer, model	Deutz, TCD3.6 L4
Type	4-cylinder turbo diesel engine with intercooler, EU Stage IV / Tier4 Final
Combustion	4-stroke cycle, Common Rail injection
Displacement	3600 cm ³
Net power rating at 2000 rpm (ISO 9249)	85 kW (116 hp)
Torque	400 Nm at 1600 rpm
Cooling system	Water

ELECTRICAL SYSTEM

Nominal voltage	12 V
Battery	12 V / 135 Ah
Generator	14 V / 95 Ah
Starter	12 V / 4.0 kW

TRANSMISSION

Hydrostatic travel drive in closed circuit with automatic adjustment of drawbar pull and speed irrespective of the working hydraulics. 4-wheel drive from reduction gear on front axle via cardan shaft to rear axle. Infinitely variable speed control forward and reverse.

2 speed ranges:

"Low"	0 – 6 kph
"High"	0 – 20 kph

4 speed ranges (high-speed version optional):

"Low"	0 – 6 / 0 – 19 kph
"High"	0 – 11 / 0 – 36 kph

AXLES

Front: oscillating planetary drive axle, oscillating angle 13°.

Rear: rigid planetary drive axle.

TIRES

Standard	9.00-20, 14 PR twin tires
----------	---------------------------

BRAKES

Service brake: Hydraulic pump accumulator two-circuit brake, acting on oil-immersed multi-disc brakes of front and rear axle.

Excavator brake: Acting on front and rear axle due to lockable service brake.

Auxiliary brake: Hydrostatic travel drive in closed circuit acting as non-wearing auxiliary brake.

Parking brake: Hydraulic spring-loaded brake, electrically actuated.

STEERING

Fully hydraulically controlled front axle with integrated steering cylinder.

Max. steering angle	30°
---------------------	-----

SWING SYSTEM

Hydrostatic drive with 2-stage planetary gear and axial piston fixed displacement motor, also acts as wear-resistant brake. In addition, automatically controlled spring-loaded multi-disc brake acting as parking brake.

Swing speed	0-10 rpm
-------------	----------

KNICKMATIK®

Lateral parallel adjustment of boom arrangement at full dig depth.

Angle of articulation / lateral adjustment left	54° / 760 mm
Angle of articulation / lateral adjustment right	54° / 1030 mm

FLUID CAPACITIES

Fuel tank	210 l
AdBlue tank	10 l
Hydraulic system (incl. tank 60 l)	190 l



OPERATING DATA, STANDARD EQUIPMENT

Operating weight (two-piece articulated boom "TPA") acc. to ISO 6016	11,000 kg
Total length, travel position (TPA boom)	5860 mm
Total height, travel position (TPA boom)	3975 mm
Transport dimensions: TPA boom (L x H)	6800 x 2990 mm
Total width (twin tires)	2500 mm
Total height (top of cab)	2990 mm
Tread width	1942 mm
Wheelbase	2570 mm
Ground clearance below cardan shaft	440 mm
Turning radius	7200 mm
Uppercarriage tailswing	1600 mm
Uppercarriage frontswing	3000 mm
Working envelope 180°	4600 mm
Working envelope 360°	6000 mm
Bucket digging force acc. to ISO 6015	72,000 N
Ripping force acc. to ISO 6015	58,500 N

HYDRAULIC SYSTEM

Travel hydraulics: Closed circuit, independent from working hydraulics.

Pump capacity, max.	180 l/min
Working pressure, max.	420 bar

Working hydraulics: Axial-piston variable displacement pump with load sensing, coupled with a load-independent flow distribution (LUDV). Simultaneous, independent control of all movements. Sensitive maneuvers irrespective of loads.

Pump capacity, max.	190 l/min
Working pressure, max.	330 bar

The thermostatically controlled oil circuit ensures that the oil temperature is promptly reached and avoids overheating. Hydraulically driven fan with reversing function. Return filter installed in oil tank allows for eco-friendly replacement of filter elements..

Dual gear pump for all positioning, swing movements and hydrostatic fan.

Pump capacity, max.	76 + 38 l/min
Working pressure, max.	230 bar

Control circuit for work attachments (proportionally operated):

Pump capacity, adjustable	20 – 130 l/min
Working pressure, max.	300 bar

Two servo-assisted joystick controls (ISO) for excavator operations.

CAB

Spacious, sound-insulated full-vision steel cab (ROPS certified). Sliding window in cab door. Safety glass windows, thermo windows tinted in green. Skylight thermo window, bronze tinted. Panoramic rear window. Front window supported by pneumatic springs, lockable for ventilation and slidable under cab roof. Windshield washer system. Storage compartment. Preparation for radio installation. Left-hand outside rear-view mirror.

Cab heating with windshield defroster through coolant heat exchanger with continuous fan. Fresh air and recirculating air filters.

Operator's seat MSG 85 (comfort version), hydraulic damping, extra-high backrest, tilt-adjustable armrests, longitudinal-horizontal suspension, mechanical lumbar support. Lap belt.

Instrument panel on the right hand side of the operator's seat with visual & acoustic warning device, hour-meter and safety module.

Working flood lights Halogen H-3.

Sound power level L _{WA}	100 dB (A)
Sound pressure level L _{pA}	74 dB (A)

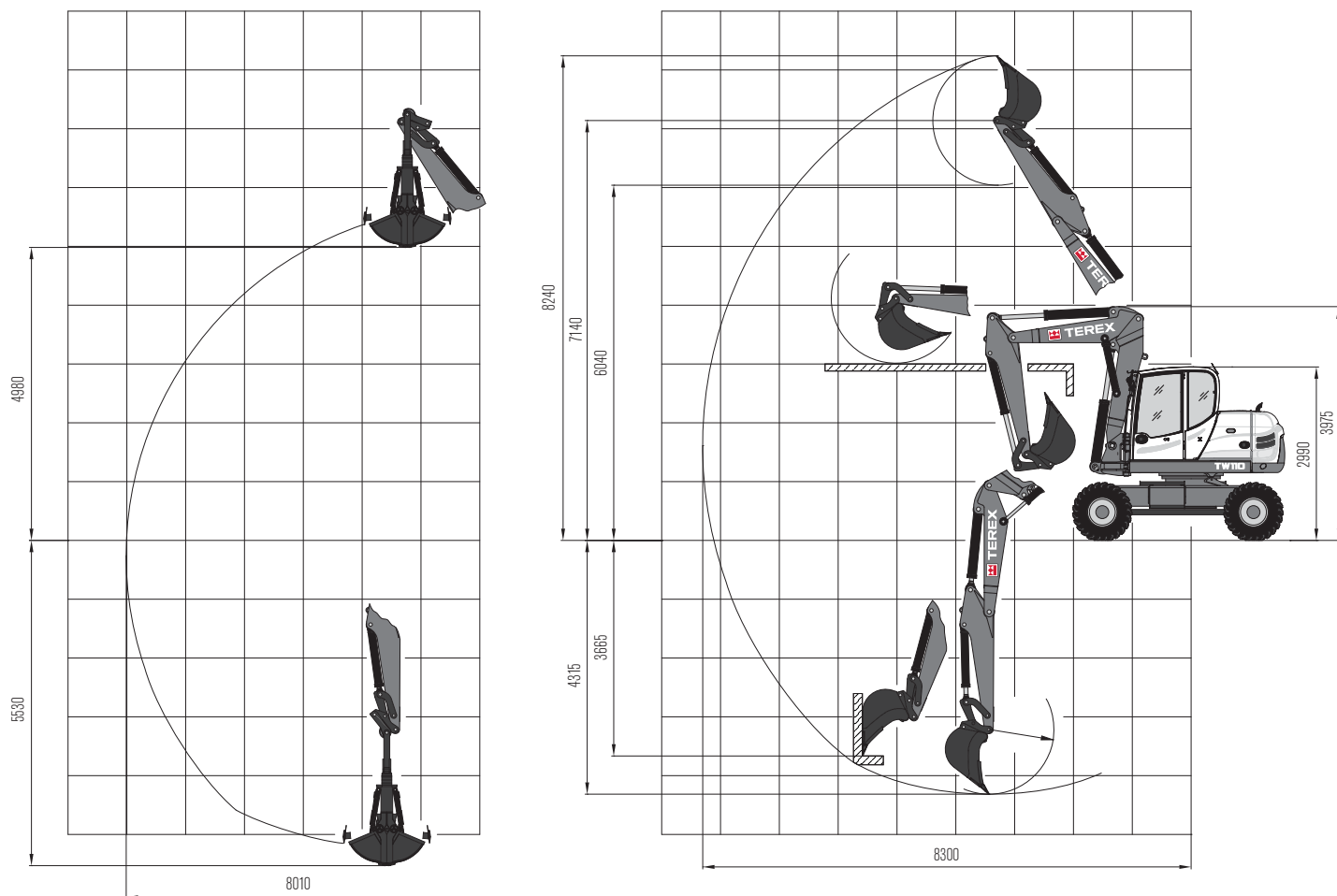
Sound level values measured in compliance with Directive 2000/14/EC and EN474.

Effective values of acceleration for whole body less than 0.5 m/s²

Effective values of acceleration for hand-arm less than 2.5 m/s²

Vibration values in compliance with Directive 2006/42/EC and EN474.

WORKING RANGES & DIMENSIONS: TWO-PIECE ARTICULATED BOOM



LIFTING CAPACITIES

Bucket hinge height Löffelstiel 2000 mm		Load radius from center of ring gear											
		3.0 m		4.0 m		5.0 m		6.0 m		7.0 m		7.1 m	
		End	Side	End	Side	End	Side	End	Side	End	Side	End	Side
3.0 m	A	-	-	3.11	2.63	2.44	1.91	2.39	1.31	1.98	0.92	-	-
	V	-	-	2.56	2.40	1.76	1.71	1.28	1.18	0.92	0.83	-	-
1.5 m	A	4.91	3.87	3.11	2.51	2.72	1.79	2.71	1.25	1.94	0.89	1.89	0.83
	V	3.88	3.54	2.51	2.30	1.77	1.62	1.20	1.13	0.83	0.78	0.80	0.74
0 m	A	6.50	3.60	3.88	2.36	3.00	1.68	2.57	1.22	1.79	0.88	1.79	0.85
	V	3.65	3.31	2.35	2.21	1.65	1.54	1.18	1.12	0.84	0.79	0.82	0.76
-0.9 m	A	7.26	3.43	4.25	2.16	3.34	1.50	2.51	1.11	1.77	0.86	-	-
	V	3.43	3.25	2.27	2.04	1.59	1.43	1.15	1.03	0.87	0.81	-	-

All values in tons (t) were determined acc. to ISO 10567 and include a stability factor of 1.33 or 87% of the hydraulic lifting capacity. All values were determined with load hook. If a bucket is attached, the difference weights bucket minus load hook must be deducted from the permissible payloads. When used for load hook applications, excavators must be equipped with hose-rupture valves and overload warning device in compliance with EN 474-5.

Working equipment: Two-piece articulated boom, twin tires, dipperstick 2000 mm

Abbreviations: S = Supported by blade, T = Traveling

DIMENSIONS

Fig. 1:
Excavation within the entire width of the machine

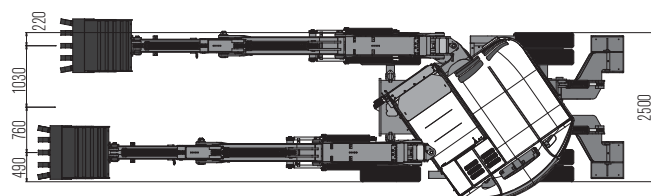


Fig. 2:
Working envelope

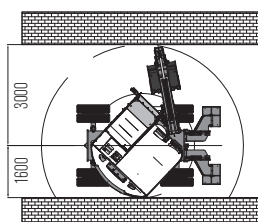



Fig. 3:
Transport position



WORK ATTACHMENTS

BUCKETS

Bucket, QAS	400 mm wide, capacity 149 l
Bucket, QAS	500 mm wide, capacity 200 l
Bucket, QAS	600 mm wide, capacity 254 l
Bucket, QAS	700 mm wide, capacity 308 l
Bucket, QAS	800 mm wide, capacity 364 l
Bucket, QAS	900 mm wide, capacity 421 l
Bucket, QAS	1000 mm wide, capacity 477 l
Ditch-cleaning bucket, QAS	1500 mm wide, capacity 371 l
Swing bucket, QAS	1500 mm wide, capacity 371 l
Swing bucket, QAS	1800 mm wide, capacity 430 l

GRABS

Clamshell grab GS 3325, grab swing brake	set of shells 325 mm wide, capacity 150 l
Clamshell grab GS 3400, grab swing brake	set of shells 400 mm wide, capacity 200 l
Clamshell grab GS 3500, grab swing brake	set of shells 500 mm wide, capacity 250 l
Clamshell grab GS 3600, grab swing brake	set of shells 600 mm wide, capacity 325 l
Ejector	

OTHER WORK ATTACHMENTS

Ripper tooth / QAS (1 tooth)	Rototilt RT30
Hydraulic hammer	Quick-change adapter for hydraulic hammer
Auger	Bolt-on load hook for bucket rod
Fork carrier, 1240 mm wide	Forks, 1100 mm long, 100 mm wide, 45 mm high
Further work attachments available on request	

OPTIONAL EQUIPMENT

BOOM OPTIONS

TPA boom, with dipperstick 1850 mm
TPA boom, with dipperstick 2350 mm

TIRES

600/40-22.5 TL Mitas (single wide-base tires)
315/70 R 22.5 (twin tires)

HYDRAULIC SYSTEM

Hydraulic installation for quick-attach system	Biodegradable hydraulic oil / ester-based HLP 68 (Panolin)
Open return	Float position - dozer blade
Terex 'Fingertip' control incl. second additional control circuit on left joystick	Terex 'Fingertip' control incl. third additional control circuit on left joystick
Switchover from ISO controls to SAE controls	Switchover from ISO controls to Schaeff controls
Bucket control change-over (in case of forklift operation)	Hose-rupture / load-retaining valves for dipperstick and intermediate boom

DRIVER'S STAND

Operator's seat MSG 95 (premium version), air damping, extra-high backrest and tilt-adjustable armrests, longitudinal-horizontal suspension, seat and backrest heating, pneumatic lumbar support.	
Climatronic	Cooler, thermoelectric

CAB

Lighting package: 1 double beam working floodlight - cab-mounted rear center, 1 working floodlight cab-mounted - front right	FOPS - skylight guard
Sliding window on right-hand side.	Yellow beacon

ENGINE

Diesel particulate filter (DPF)

OPTIONAL SUPPORT/DOZER SYSTEMS

Rear support blade, 2500 mm wide, incl. outrigger legs
Rear outrigger plates, flat, oscillating, incl. outrigger legs
Rear outrigger plates, rubber-coated, oscillating, incl. outrigger legs
Front dozer blade, 2500 mm wide, with installation and actuation

OTHER OPTIONAL EQUIPMENT

Steering w/ switchover from 4WS to crab steering	Working floodlight boom-mounted, left or right
Quick-attach system, mechanical (genuine Lehnhoff system), type MS08	Quick-attach system, hydraulic (genuine Lehnhoff system), type HS08
Anti-theft device (immobilizer)	Approval package for high-speed version
Additional rear weight, 350 kg	Engine-independent diesel heater with fresh air circulation and timer
Additional tool box	Rearview camera
Steering change-over in case of blade operation	Electrical refueling pump
Automatic idling system	Special coating / adhesive films
Working floodlight, LED-type	
Further optional equipment available on request	

www.terex.com/construction

Effective Date: August 2010. Product specifications and prices are subject to change without notice or obligation. The photographs and/or drawings in this document are for illustrative purposes only. Refer to the appropriate Operator's Manual for instructions on the proper use of this equipment. Failure to follow the appropriate Operator's Manual when using our equipment or to otherwise act irresponsibly may result in serious injury or death. The only warranty applicable to our equipment is the standard written warranty applicable to the particular product. Terex makes no other warranty, express or implied. Products and services listed may be trademarks, service marks or trade-names of Terex Corporation and/or its subsidiaries in the USA and other countries. All rights are reserved. "Terex" is a registered trademark of Terex Corporation in the USA and many other countries.
Copyright © 2016 Terex Corporation (R8_010416)

Ref. no.: TERE579EN

Terex Compact Germany GmbH
Kraftwerkstrasse 4
D-74564 Crailsheim
Tel: +49 (0)7951 / 9357-0 Fax: +49 (0)7951 / 9357-671
construction@terex.com www.terex.com



WORKS FOR YOU.™